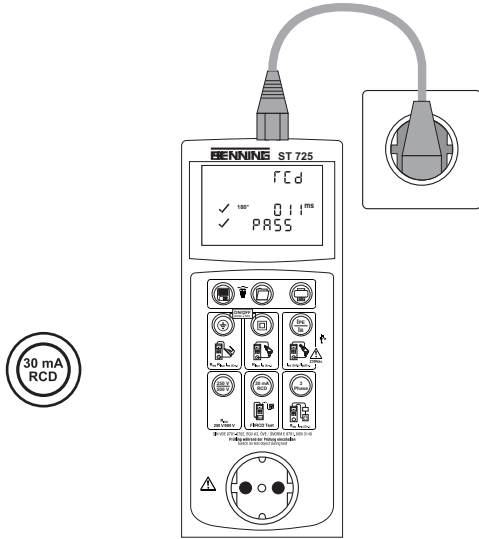
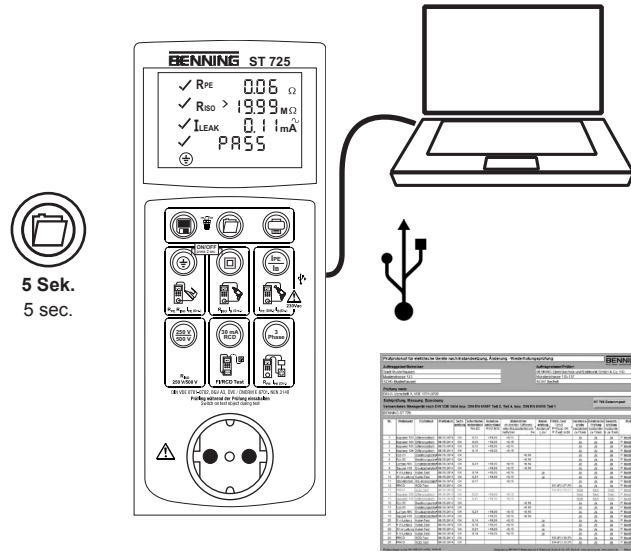


**Prüfung festinstallierter FI/RCD-Schutzschalter (I<sub>AN</sub> 30 mA)**  
 Testing of distribution board RCD (I<sub>AN</sub> 30 mA)



**Messwertspeicher über USB-Schnittstelle auslesen**  
 Download measured value memory via USB interface



www.benning.de • E-Mail: duspoi@benning.de

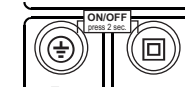
**BENNING**

**Anschlussbilder**  
 Connection diagram

**BENNING ST 725**

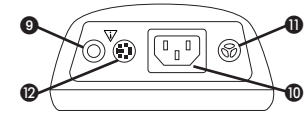
**D** Lesen Sie bitte die Bedienungsanleitung bevor Sie den Geräte-  
 tester BENNING ST 725 bedienen.  
**GB** Before using the appliance tester BENNING ST 725 please read  
 the operating manual carefully.

**AN/AUS**  
**ON/OFF**



**2 Sek.**  
**2 sec.**

**4 mm Prüfbuchse**  
**4 mm test socket**

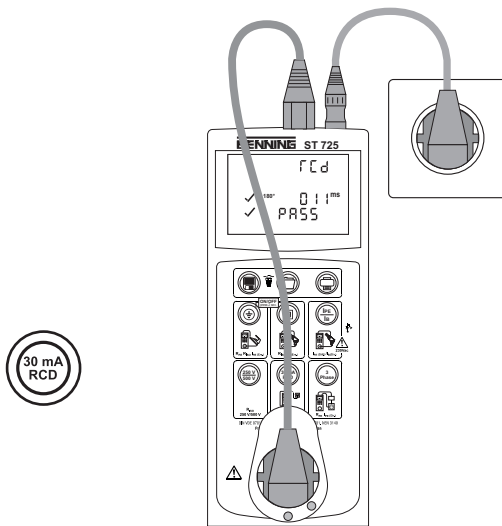


**Netzanschluss**  
**Mains connection**

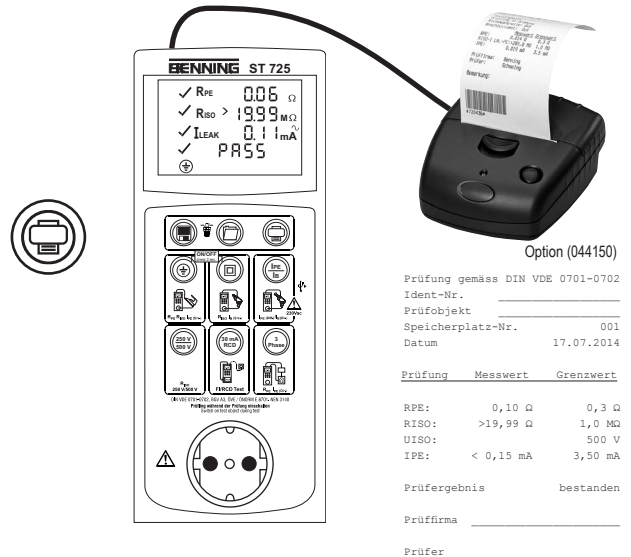
**Drucker Schnittstelle**  
**Printer interface**

**Kaltgerätestecker**  
**IEC connector**

**Prüfung mobiler FI/PRCD-Schutzschalter (I<sub>AN</sub> 30 mA)**  
 Testing of mobile PRCD (I<sub>AN</sub> 30 mA)

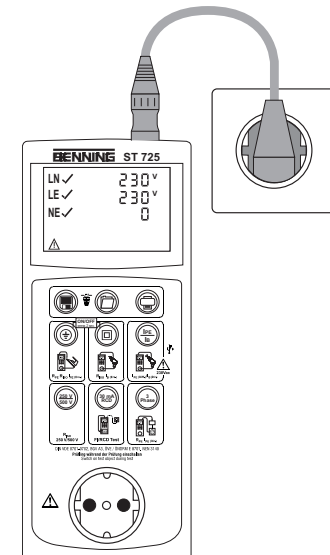


**Prüfbeleg auf Drucker BENNING PT 1 ausdrucken**  
 Print verification documents on printer BENNING PT 1

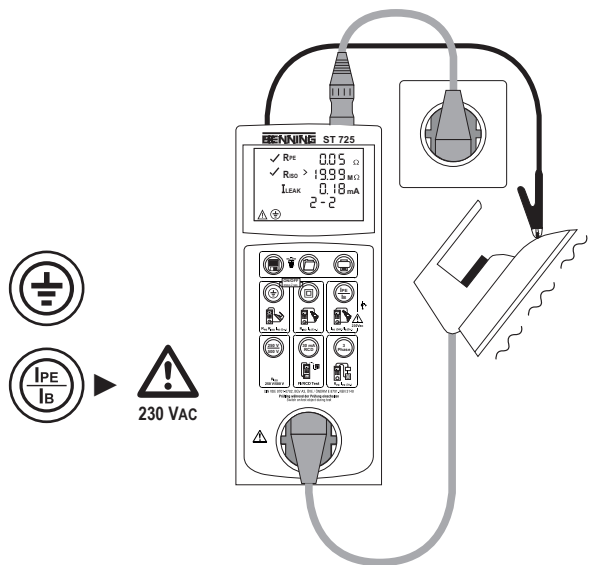


www.benning.de • E-Mail: duspoi@benning.de

**Spannungsmessung an Schutzkontaktsteckdose**  
 Voltage measurement on shock-proof socket

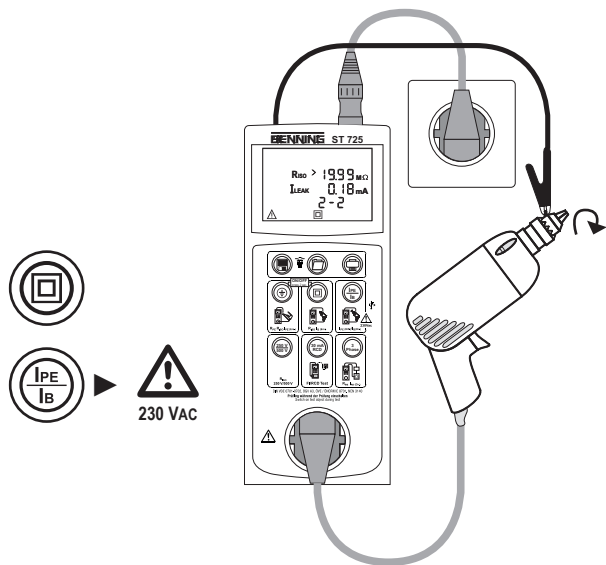


**Prüfung von Geräten der Schutzklasse I (aktiv, Netzbetrieb)**  
 Testing of devices of protection class I (active, mains operation)



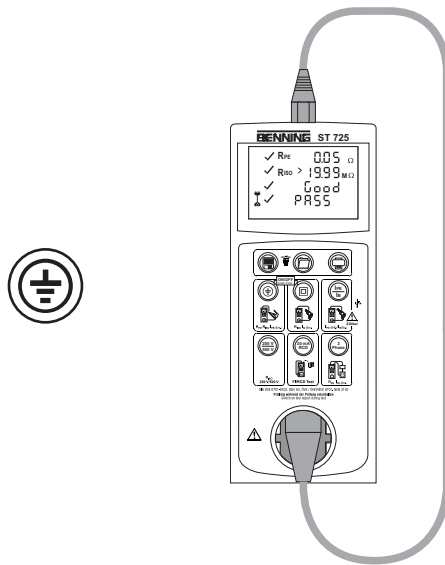
**Alternativ: Ohne Netzanschlussleitung (passiv, Batteriebetrieb)**  
 Alternative: Without mains connecting cable (passive, battery powered)

**Prüfung von Geräten der Schutzklasse II (aktiv, Netzbetrieb)**  
 Testing of devices of protection class II (active, mains operation)

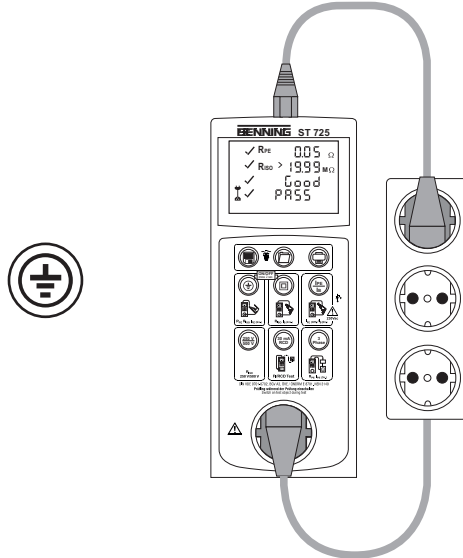


**Alternativ: Ohne Netzanschlussleitung (passiv, Batteriebetrieb)**  
 Alternative: Without mains connecting cable (passive, battery powered)

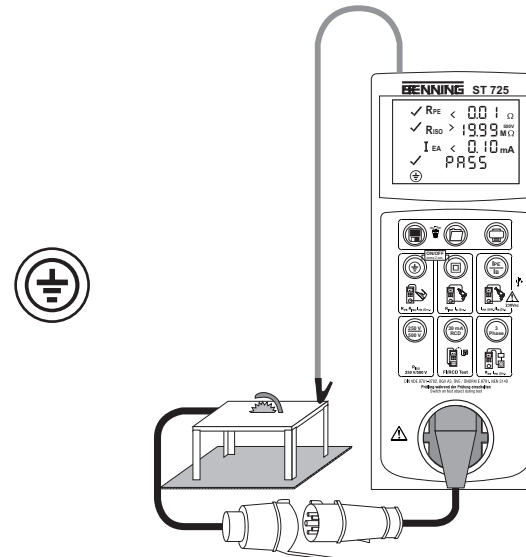
**Prüfung von Geräteanschlussleitungen mit Kaltgerätestecker**  
 Testing of device connecting cables with IEC connector



**Prüfung von Leitungen, Mehrfachverteiltern und Leitungsroller**  
 Testing of lines, multiple distributors and cable reels

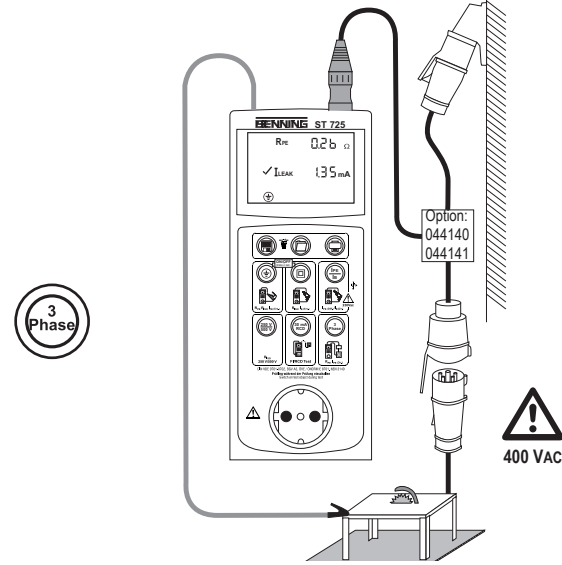


**Prüfung 3-phasiger Geräte (passiv)**  
 Testing of 3-phase appliances (passive)



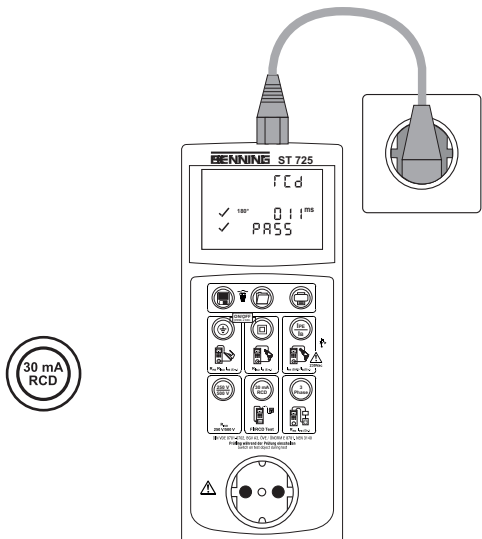
Option 044122, 044123, 044147

**Prüfung 3-phasiger Geräte (aktiv, Prüfobjekt in Betrieb)**  
 Testing of 3-phase appliances (active, test object under operation)

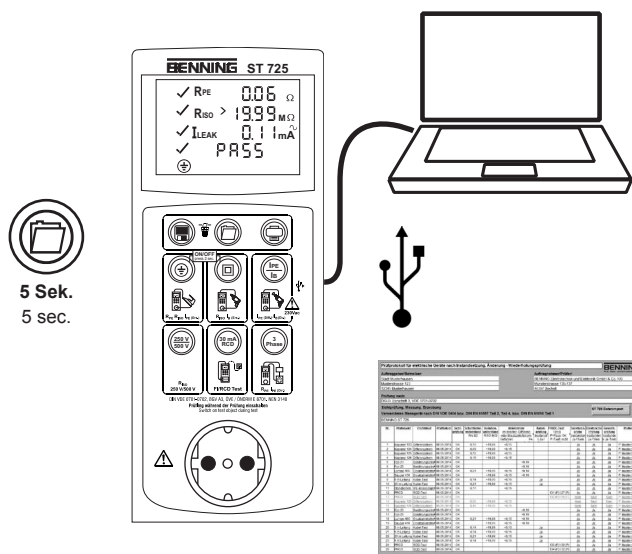


Isolierte Aufstellung  
 Placed on insulated surface

**Contrôle de dispositifs différentiels fixes « RCD » (I<sub>AN</sub> 30 mA)**  
 Test vast geïnstalleerde RCD-beschermingsschakelaar (I<sub>AN</sub> 30 mA)



**Lecture de la mémoire de valeurs mesurées au moyen de l'interface USB**  
 Meetwaardegeheugen via usb-interface uitlezen



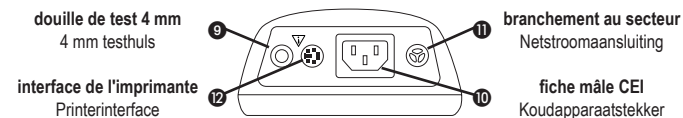
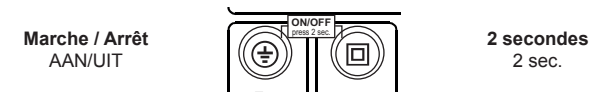
www.benning.de • E-Mail: duspoi@benning.de

**BENNING**

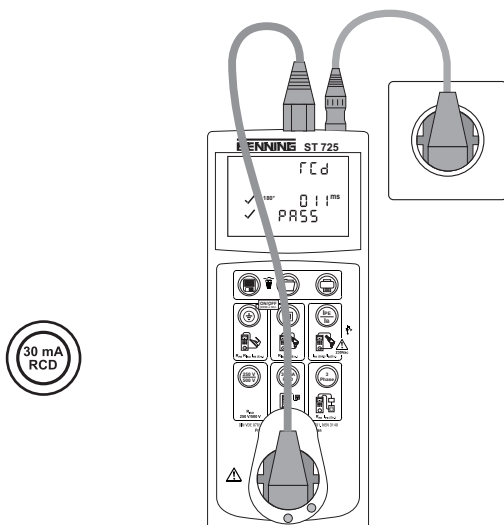
**Schémas de connexion**  
**Aansluitingsbeelden**

**BENNING ST 725**

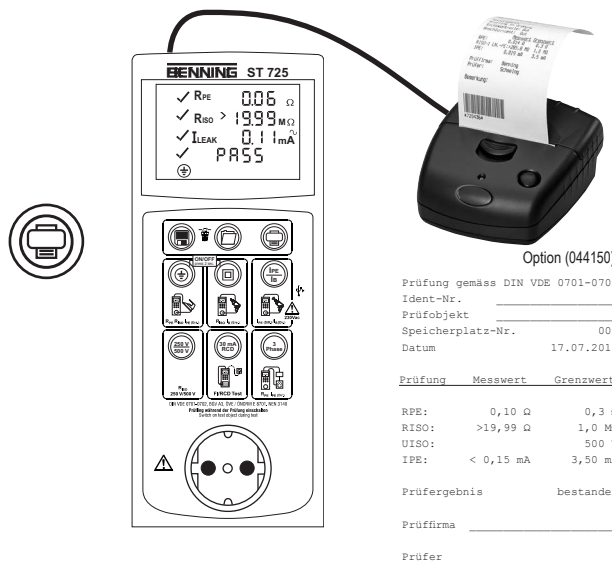
**F** Veuillez lire le mode d'emploi avant d'utiliser le contrôleur d'appareils BENNING ST 725.  
**NL** Lees de handleiding voordat u de apparaattester BENNING ST 725 bedient.



**Contrôle de dispositifs différentiels portatifs « PRCD » (I<sub>AN</sub> 30 mA)**  
 Test mobiele PRCD-beschermingsschakelaar (I<sub>AN</sub> 30 mA)

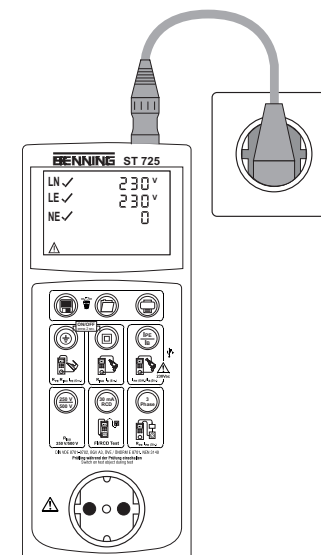


**Impression d'un document d'essais au moyen de l'imprimante BENNING PT 1**  
 Testbewijs afdrukken met BENNING PT 1 printer

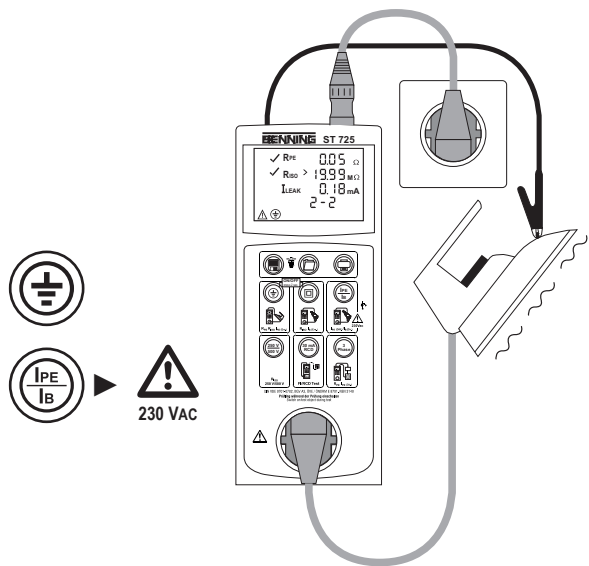


www.benning.de • E-Mail: duspoi@benning.de

**Mesure de la tension sur une prise de courant de sécurité**  
 Spanningsmeting aan veiligheidsstopcontact

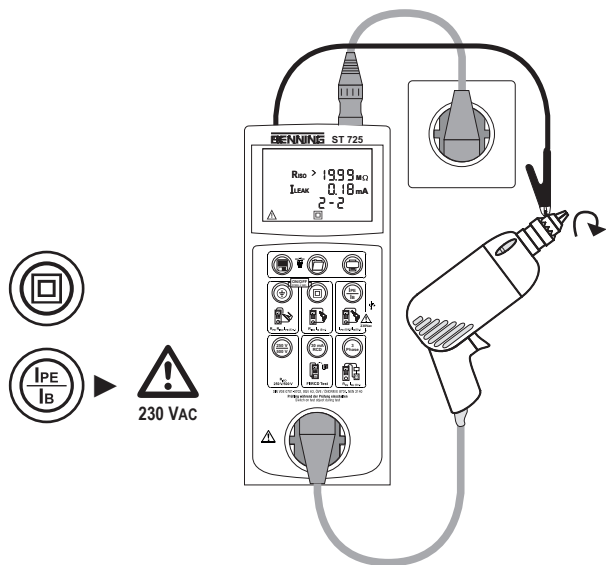


**Contrôle d'appareils de la classe de protection I ( actif, alimentation par secteur )**  
 Test van apparaten van beschermingsklasse I (actief, netaansluiting)



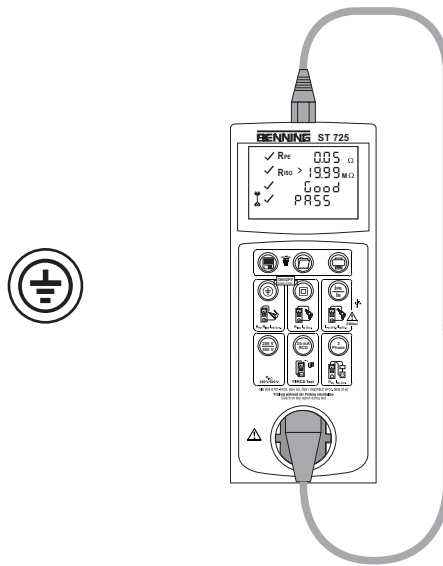
**Alternativement : sans câble d'alimentation secteur ( passif, alimentation par piles )**  
 Alternatief: Zonder netaansluiting (passief, batterijvoeding)

**Contrôle d'appareils de la classe de protection II ( actif, alimentation par secteur )**  
 Test van apparaten van beschermingsklasse II (actief, netaansluiting)

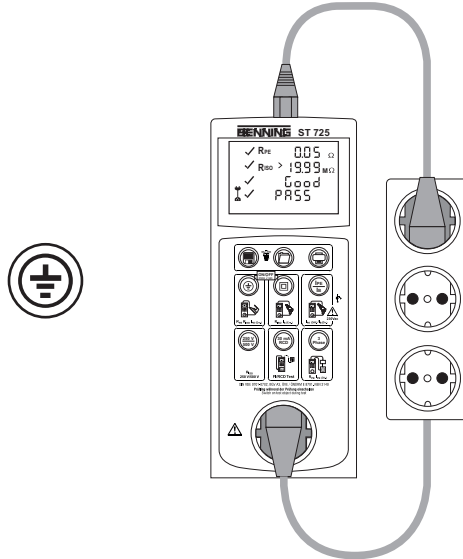


**Alternativement : sans câble d'alimentation secteur ( passif, alimentation par piles )**  
 Alternatief: Zonder netaansluiting (passief, batterijvoeding)

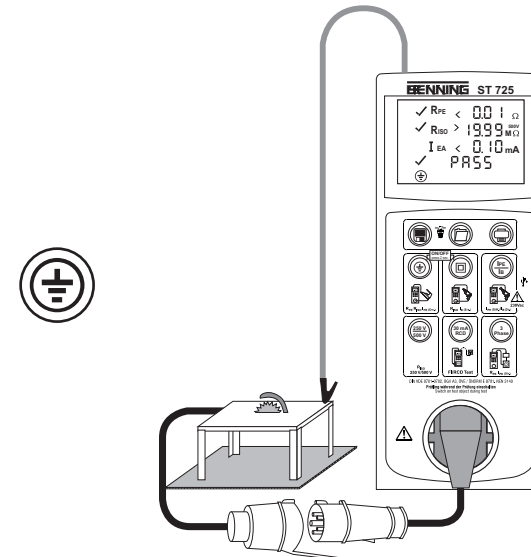
**Contrôle des câbles de connexion d'appareil avec fiche mâle CEI**  
 Test van apparaataansluitleidingen met koudapparaatstekker



**Contrôle de câbles, de câbles de distribution multiple et d'enrouleurs de câble**  
 Test van leidingen, meervoudige verdelers en kabelhaspels

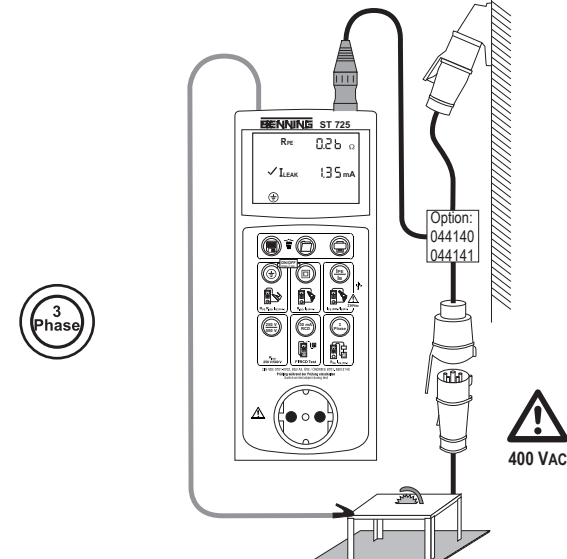


**Contrôle d'appareils triphasés ( passif )**  
 Test 3-fasige apparaten (passief)



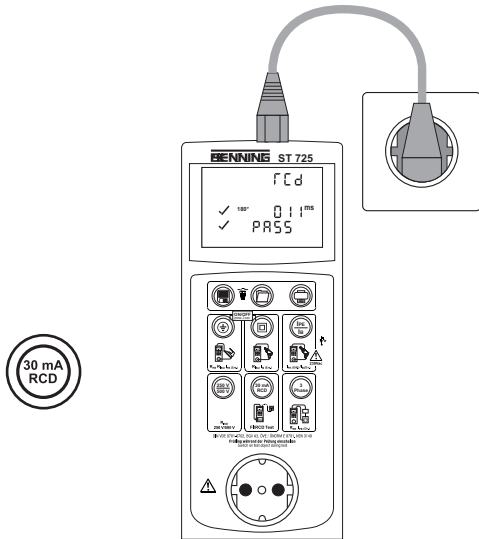
Option 044122, 044123, 044147

**Contrôle d'appareils triphasés ( actif, l'objet de contrôle est en service )**  
 Test 3-fasige apparaten (actief, testitems in werking)

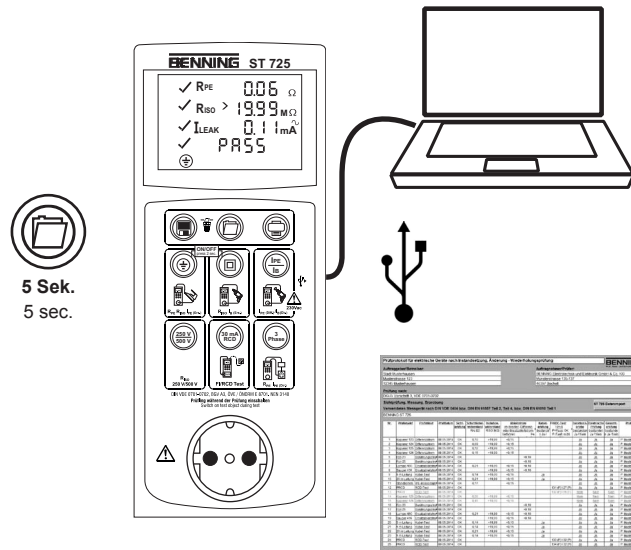


Mise en place isolée  
 Geïsoleerde opstelling

Kontrola pevně instalovaných ochranných spínačů RCD ( $I_{AN}$  30 mA)  
Test stálých vypínačů zabezpečujících RCD ( $I_{AN}$  30 mA)



Načítání paměti měřených hodnot přes rozhraní USB  
Odczytanie pamięci wartości pomiarowych przez złącze USB



www.benning.de • E-Mail: duspoi@benning.de

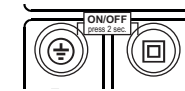
# BENNING

Schématá zapojení  
Schematy przyłączenia

BENNING ST 725

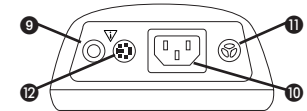
- ⚠ CZ Před manipulací se zkušebníkou přístrojů BENNING ST 725 si prosím přečtěte návod k obsluze.
- ⚠ PL Przed rozpoczęciem pracy z testerem urządzeń BENNING ST 725 należy przeczytać instrukcję obsługi.

ZAP/WYP  
WŁ./WYŁ.



2 sek.  
2 sek.

Zkušební zdička 4 mm  
4 mm gniazdo testowe

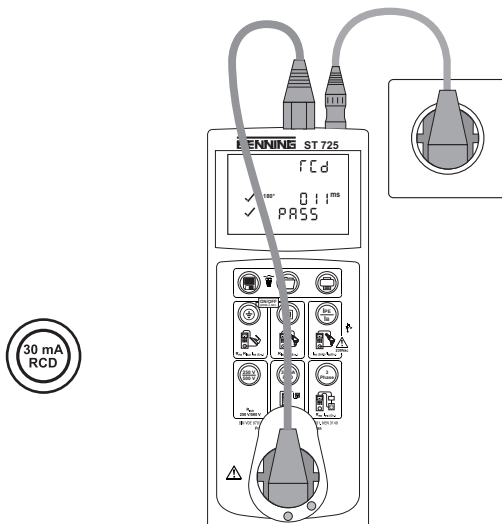


Síťová přípojka  
złącze sieciowe

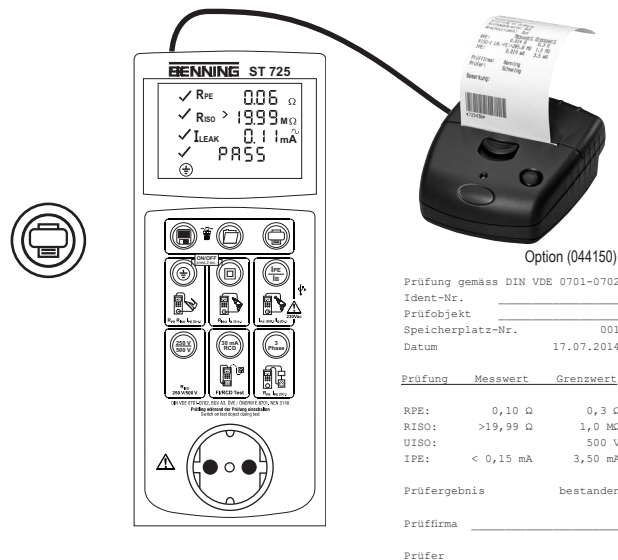
Rozhraní tiskárny  
złącze drukarki

Zástrčka pro  
předřadné přístroje  
złącze IEC

Kontrola mobilních ochranných spínačů PRCD ( $I_{AN}$  30 mA)  
Test przenośnych wyłączników zabezpieczających PRCD ( $I_{AN}$  30 mA)

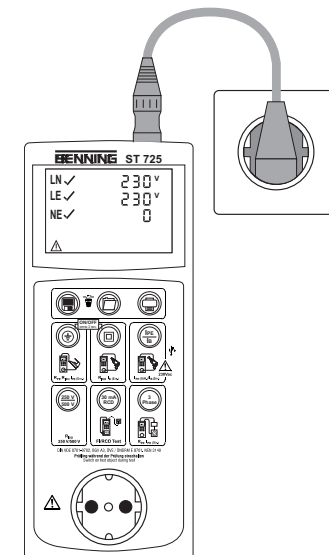


Výtisk ověřovacího dokladu na tiskárně BENNING PT 1  
Drukowanie potwierdzenia badania na drukarce BENNING PT 1



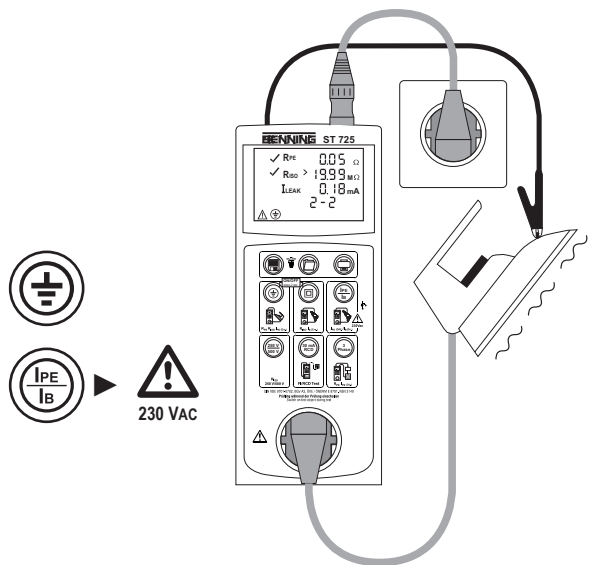
www.benning.de • E-Mail: duspoi@benning.de

Měření napětí na zásuvce s ochranným kontaktem  
Pomiar napięcia w gnieździe wtykowym z uziemieniem



**Kontrola přístrojů třídy ochrany I (aktivní, síťový provoz)**

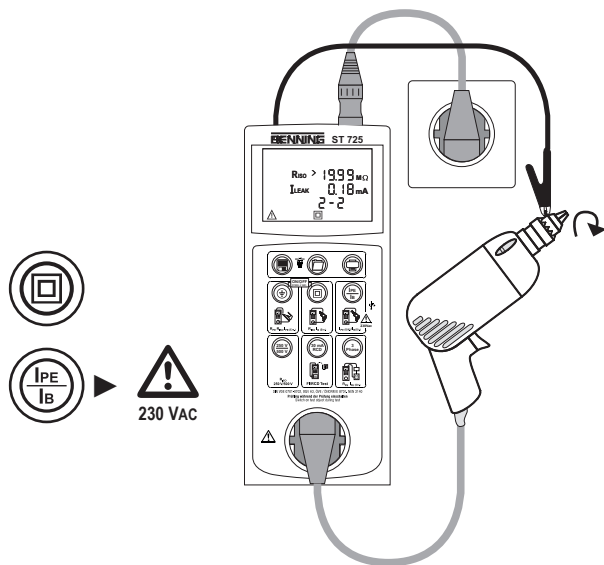
Badanie urządzeń I klasy ochronności (czynne, praca na zasilaniu sieciowym)

**Alternativa: Bez síťového připojovacího vedení (pasivní, bateriový provoz)**

Inna możliwość: Bez przewodu przyłączeniowego do sieci (biernie, praca na zasilaniu baterijnym)

**Kontrola přístrojů třídy ochrany II (aktivní, síťový provoz)**

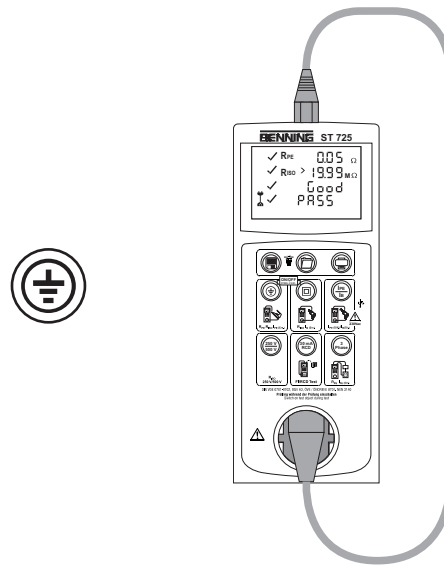
Badanie urządzeń II klasy ochronności (czynne, praca na zasilaniu sieciowym)

**Alternativa: Bez síťového připojovacího vedení (pasivní, bateriový provoz)**

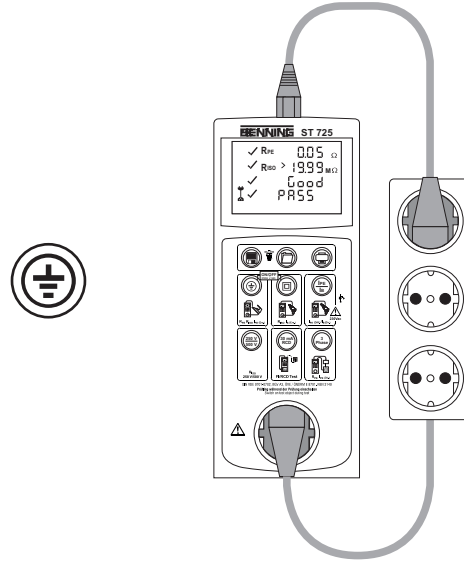
Inna możliwość: Bez przewodu przyłączeniowego do sieci (biernie, praca na zasilaniu baterijnym)

**Kontrola připojovacích vedení přístrojů se zástrčkou pro předřadné přístroje**

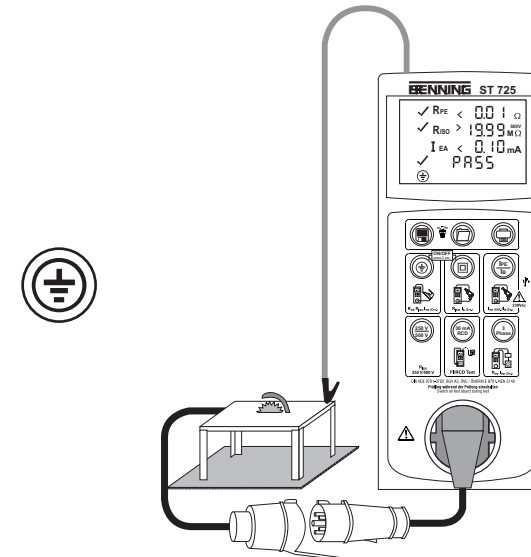
Test przewodów przyłączeniowych urządzeń z wtyczką IEC

**Kontrola vodičů, vícenásobných rozvodek a navěječů vodičů**

Test przewodów, rozgałęźników i przedłużaczy zwijanych

**Měření 3fázových zařízení (pasivní)**

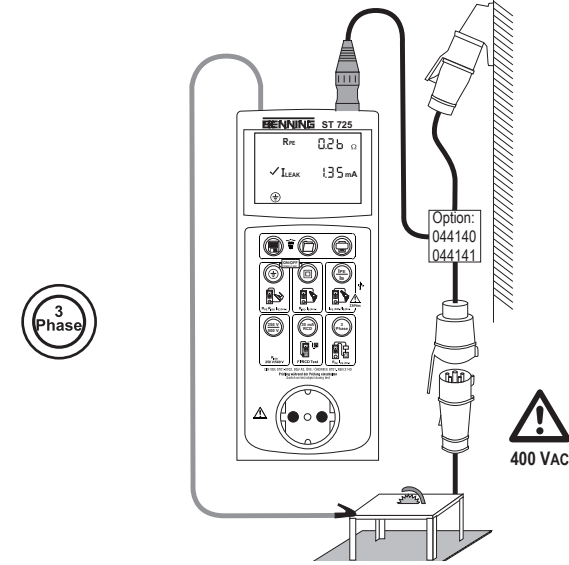
Kontrola obiektów trójfazowych (pasywny)



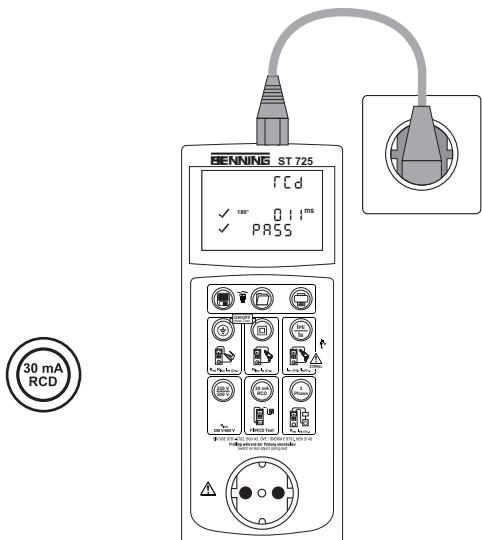
Option 044122, 044123, 044147

**Měření 3fázových zařízení (aktivní, zařízení v provozu)**

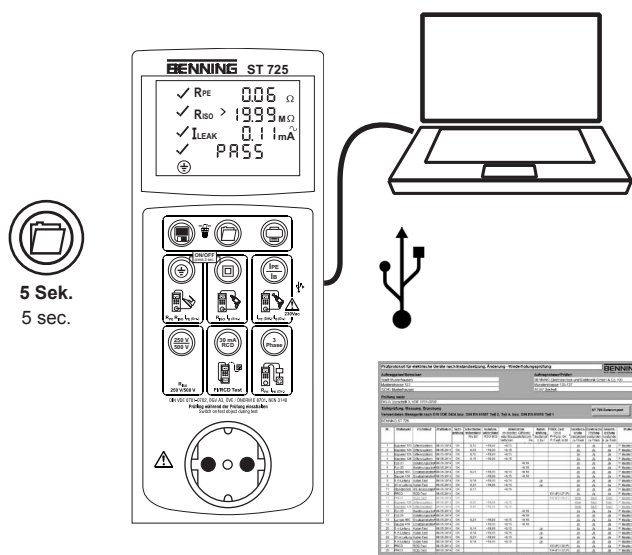
Kontrola obiektów trójfazowych (aktywne, obiekt testowy w funkcji)

Izolovaná instalace  
Podstawa izolowana

Prova di interruttori automatici RCD installato in modo permanente ( $I_{AN}$  30 mA)  
 Testning av fast installerad jordfelsbrytare ( $I_{AN}$  30 mA)



È possibile leggere i valori misurati mediante interfaccia USB  
 Avläs mätvärdesminnet via USB-gränssnitt



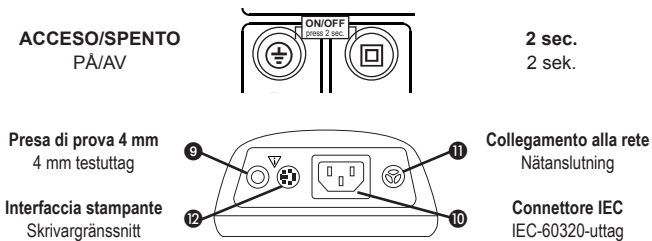
www.benning.de • E-Mail: duspoi@benning.de

# BENNING

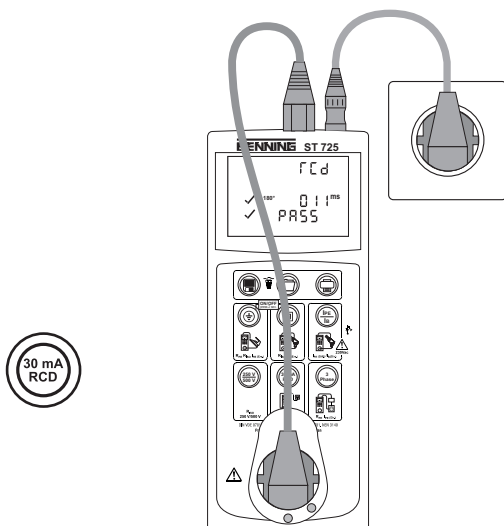
Schemi di collegamento  
 Kopplingscheman

## BENNING ST 725

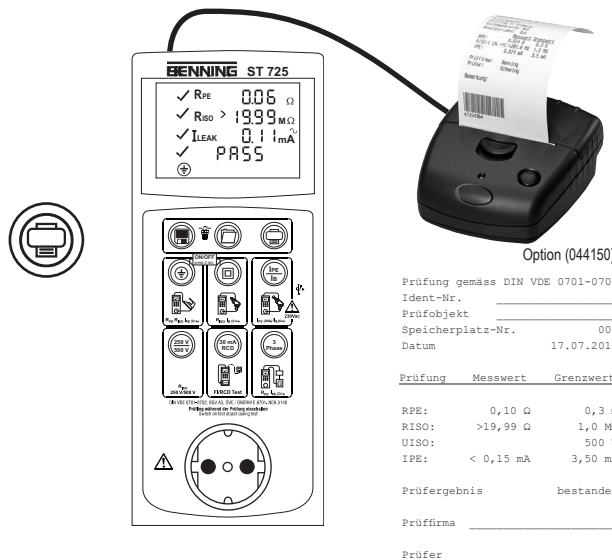
ⓘ Si prega di leggere le istruzioni per l'uso prima di utilizzare il tester BENNING ST 725.  
 Ⓢ Läs bruksanvisningen innan du använder apparattestaren BENNING ST 725.



Prova di interruttori automatici mobili PRCD ( $I_{AN}$  30 mA)  
 Testning av flyttbart installerad PRCD-jordfelsbrytare ( $I_{AN}$  30 mA)

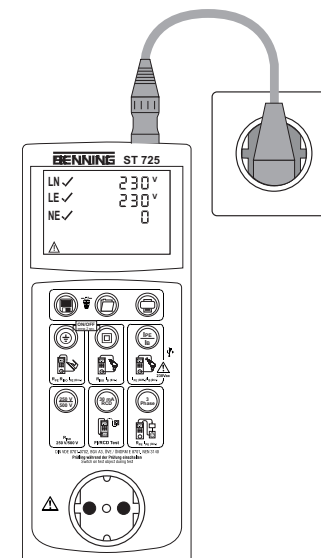


Stampare documento di controllo su stampanti BENNING PT 1  
 Skriv ut testkvitto på skrivaren BENNING PT 1

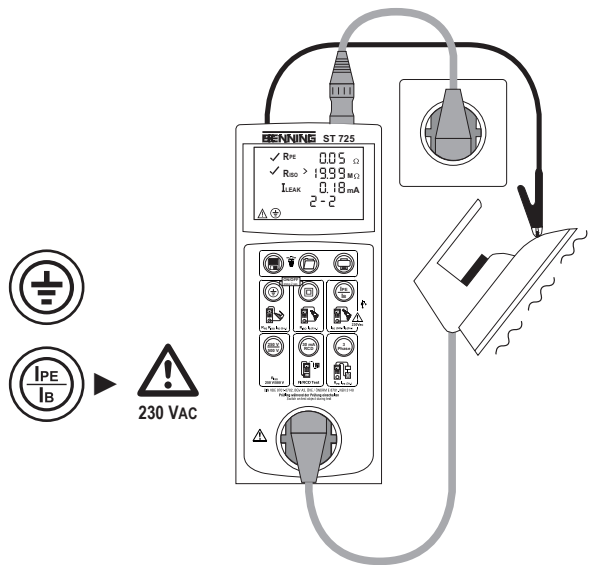


www.benning.de • E-Mail: duspoi@benning.de

Misura della tensione sulla presa a parete  
 Spänningsmätning på jordat uttag

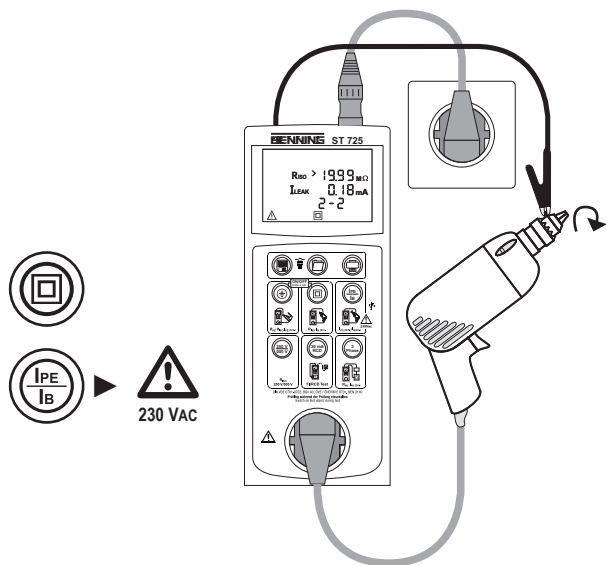


Prova di apparecchiature con classe di protezione I (attivo, funzionamento con tensione di rete)  
Testning av apparater i skyddsklass I (aktiv, nätdrift)



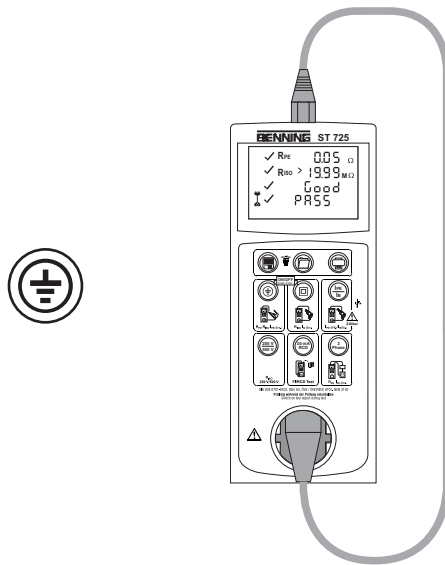
In alternativa: senza cavo di alimentazione (passivo, alimentazione a batteria)  
Alternativ: Utan nätanslutningskabel (passiv, batteridrift)

Prova di apparecchiature con classe di protezione II (attivo, funzionamento con tensione di rete)  
Testning av apparater i skyddsklass II (aktiv, nätdrift)

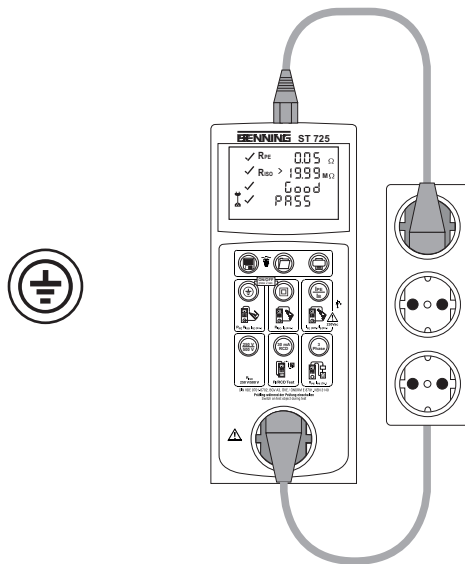


In alternativa: senza cavo di alimentazione (passivo, alimentazione a batteria)  
Alternativ: Utan nätanslutningskabel (passiv, batteridrift)

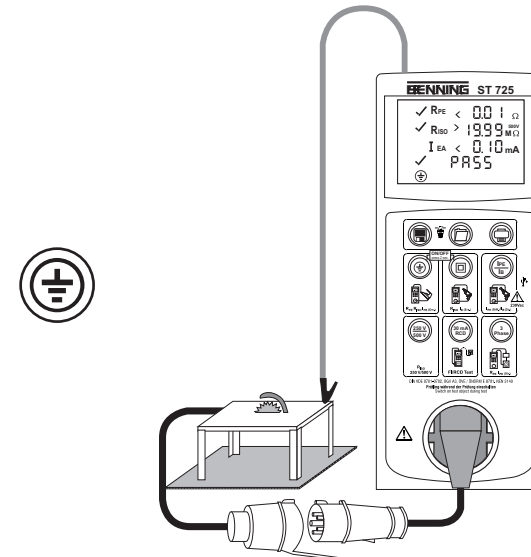
Prova di cavi di allacciamento del dispositivo con connettore IEC  
Testning av apparatanslutningskablar med IEC-60320-uttag



Prova di linee, ripartitori multipli ed avvolgicavo  
Testning av kablar, förgreningar och kabelupprullare

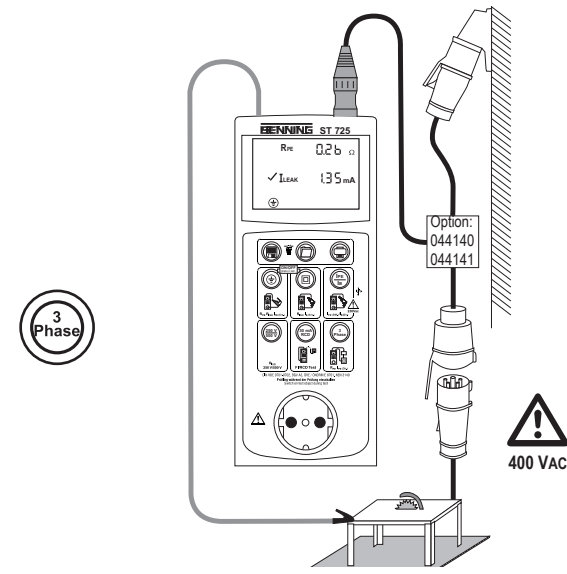


Prova di apparecchiature trifase (passivo)  
Testing av 3-fasigt testobjekt (passiv)



Option 044122, 044123, 044147

Prova di apparecchiature trifasiche (attivo, controllo oggetti in funzione)  
Testing av 3-fasigt testobjekt (aktiv, testobjekt i drift)



Installazione isolata  
Isolerad installation