

Sensor-switched LED indoor light - Professional Line

RS PRO S10 SC - Multipack (5 ea.)



PC warm white
EAN 4007841 081935
Article number 081935



Function description

Intelligence is not a question of size. It's a question of inner values. The smartest luminaire in the world, now even better! High-frequency sensor luminaire RS PRO S-series, ideal for office corridors, hallways, toilet facilities, stairwells, including radio networking with other RS PRO S-series, 9,1 W LED, 979 lm, PC cover, 3000 K, 360° detection, range Ø 1 - 8 m continuously adjustable, basic light function, and neighbourhood group function. The S-series can also be operated with direct current, which enables connection to central battery systems.

Technical specifications

Dimensions (Ø x H)	300 x 71 mm	Colour temperature	3000 K
With lamp	Yes, STEINEL LED system	Colour variation LED	SDCM3
With motion detector	Yes	Lamp	LED cannot be replaced
Manufacturer's Warranty	5 years	LED cooling system	Passive Thermo Control
Settings via	App, Connect Bluetooth Mesh	Soft light start	Yes
Version	PC warm white	Continuous light	selectable
PU1, EAN	4007841081935	Functions	Motions sensor, Adjustable fade time when switching on and off, DIM function, Free selection of the light value in a luminaire group, Group parameterisation, Semi-/fully automatic, Light sensor, Neighbouring group function, Normal / test mode, Orientation light, Presence detector logic, Encrypted communication
Application, place	Indoors	Twilight setting	2 – 2000 lx
Application, room	corridor / aisle, function room / ancillary room, Indoors, multi-storey / underground car park, reception / lobby	Time setting	5 s – 60 Min.
Colour	white	Basic light level function	Yes
Installation site	wall, ceiling	Basic light level function, detail	LED effect light
Installation	Surface wiring, Ceiling, Wall		
Impact resistance	IK07		
IP-rating	IP20		

<https://www.steinell.de>

Subject to technical modifications

01.2024 Page 1 from 3

RS PRO S10 SC - Multipack (5 ea.)



PC warm white
EAN 4007841 081935
Article number 081935

Technical specifications

Protection class	II
Ambient temperature	-20 – 40 °C
Housing material	Aluminium
Cover material	PC, opal
Mains power supply	220 – 240 V / 50 – 60 Hz
Power consumption	0,38 W
Mounting height max.	4,00 m
HF-system	5,8 GHz
Slave modeselectable	Yes
Detection	also through glass, wood and stud walls
Electronic scalability	Yes
Reach, radial	Ø 8 m (50 m ²)
Reach, tangential	Ø 8 m (50 m ²)
Photo-cell controller	Yes
Transmitter power	< 1 mW
Luminous flux total product	979 lm
Total product efficiency	108 lm/W

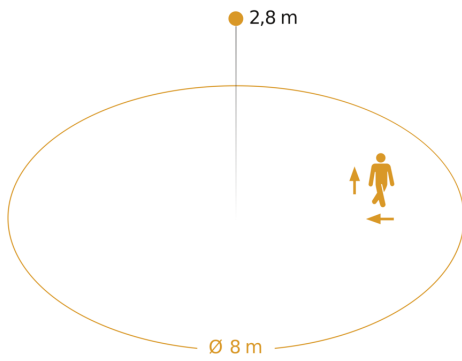
Basic light level function time	1-60 min, all night
Main light adjustable	Yes
Twilight setting TEACH	Yes
Interconnection	Yes
Interconnection via	Bluetooth Mesh Connect
Lifetime LED according to IEC-62717 (L70)	100.000 h
Lifetime LED according to IEC-62717 (L80)	69.000 h
Lebensdauer LED nach IES TM-21 (L70)	>60.000 h
Lifetime LED according to IES TM-21 (L80)	>60.000 h
Fuse protection B10	46
Fuse protection B16	74
Fuse protection C10	77
Fuse protection C16	122
Basic light level function in per cent	7 – 100 %
Output	9,1 W
Colour Rendering Index CRI	= 82
Starting current, maximum	13 A
Angle of aperture	160 °
Detection angle	360 °

RS PRO S10 SC - Multipack (5 ea.)



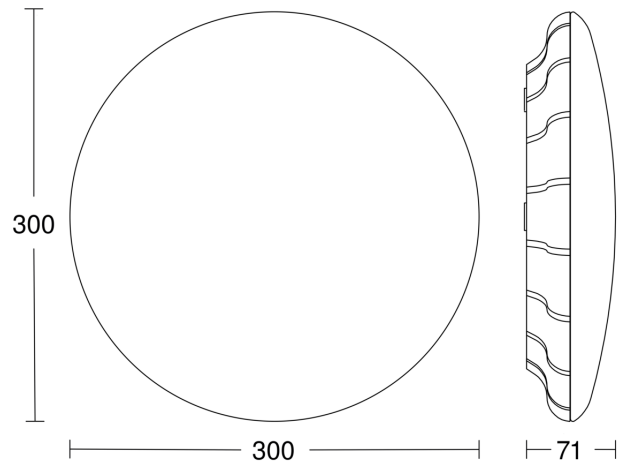
PC warm white
EAN 4007841 081935
Article number 081935

Detection Zone

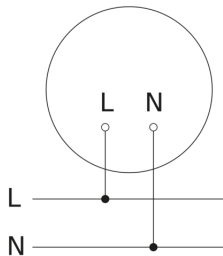


Possible mounting height: 2,00 m - 4,00 m
Orange: radial and tangential

Dimension Drawing



Slave/wireless master interconnection circuit diagram



Master/master interconnection circuit diagram

